





Central Texas — Monthly Premiums

Applies to the following counties: Austin, Bastrop, Bell, Bexar, Blanco, Bosque, Brazos, Burleson, Burnet, Caldwell, Coke, Coleman, Comal, Concho, Coryell, Crockett, El Paso, Erath, Falls, Fayette, Freestone, Grimes, Hamilton, Hays, Hill, Hood, Irion, Kimble, Lampasas, Lee, Leon, Limestone, Llano, Mason, McCulloch, McLennan, Madison, Menard, Milam, Mills, Reagan, Robertson, Runnels, San Saba, Schleicher, Somervell, Sterling, Sutton, Tom Green, Travis, Walker, Waller, Washington, and Williamson

	 IND Bronze HMO 7500		 IND Bronze EPO 7500	
Age	Non-Tobacco User	Tobacco User	Non-Tobacco User	Tobacco User
0-14	\$385.08	\$577.23	\$434.34	\$651.07
15	\$419.31	\$628.54	\$472.95	\$708.94
16	\$432.40	\$648.16	\$487.71	\$731.07
17	\$445.48	\$667.78	\$502.47	\$753.20
18	\$459.58	\$688.91	\$518.37	\$777.03
19	\$473.67	\$710.03	\$534.26	\$800.86
20	\$488.27	\$731.92	\$550.73	\$825.54
21-24	\$503.37	\$754.55	\$567.76	\$851.07
25	\$505.38	\$757.57	\$570.03	\$854.48
26	\$515.45	\$772.66	\$581.39	\$871.50
27	\$527.53	\$790.77	\$595.01	\$891.93
28	\$547.16	\$820.20	\$617.16	\$925.12
29	\$563.27	\$844.34	\$635.32	\$952.35
30	\$571.33	\$856.42	\$644.41	\$965.97
31	\$583.41	\$874.53	\$658.04	\$986.40
32	\$595.49	\$892.64	\$671.66	\$1,006.82
33	\$603.04	\$903.95	\$680.18	\$1,019.59
34	\$611.09	\$916.03	\$689.26	\$1,033.20
35	\$615.12	\$922.06	\$693.80	\$1,040.01
36	\$619.15	\$928.10	\$698.35	\$1,046.82
37	\$623.17	\$934.14	\$702.89	\$1,053.63
38	\$627.20	\$940.17	\$707.43	\$1,060.44
39	\$635.25	\$952.24	\$716.51	\$1,074.06
40	\$643.31	\$964.32	\$725.60	\$1,087.67
41	\$655.39	\$982.43	\$739.23	\$1,108.10
42	\$666.97	\$999.78	\$752.28	\$1,127.67
43	\$683.07	\$1,023.93	\$770.45	\$1,154.91
44	\$703.21	\$1,054.11	\$793.16	\$1,188.95
45	\$726.87	\$1,089.57	\$819.85	\$1,228.95
46	\$755.06	\$1,131.83	\$851.64	\$1,276.61
47	\$786.77	\$1,179.37	\$887.41	\$1,330.23
48	\$823.01	\$1,233.69	\$928.29	\$1,391.51
49	\$858.75	\$1,287.27	\$968.60	\$1,451.93
50	\$899.02	\$1,347.63	\$1,014.02	\$1,520.02
51	\$938.79	\$1,407.24	\$1,058.87	\$1,587.25
52	\$982.58	\$1,472.89	\$1,108.27	\$1,661.30
53	\$1,026.88	\$1,539.29	\$1,158.23	\$1,736.19
54	\$1,074.70	\$1,610.97	\$1,212.17	\$1,817.04
55	\$1,122.52	\$1,682.65	\$1,266.11	\$1,897.90
56	\$1,174.36	\$1,760.37	\$1,324.59	\$1,985.56
57	\$1,226.71	\$1,838.84	\$1,383.63	\$2,074.07
58	\$1,282.59	\$1,922.60	\$1,446.66	\$2,168.54
59	\$1,310.27	\$1,964.10	\$1,477.88	\$2,215.35
60	\$1,366.15	\$2,047.85	\$1,540.90	\$2,309.82
61	\$1,414.47	\$2,120.29	\$1,595.41	\$2,391.52
62	\$1,446.18	\$2,167.83	\$1,631.18	\$2,445.14
63	\$1,485.95	\$2,227.44	\$1,676.03	\$2,512.37
64+	\$1,510.09	\$2,263.64	\$1,703.26	\$2,553.20

North Texas — Monthly Premiums

Applies to the following counties: Collin, Dallas, Denton, Ellis, Johnson, Rockwall and Tarrant

	 IND Bronze HMO 7500		 IND Bronze EPO 7500	
Age	Non-Tobacco User	Tobacco User	Non-Tobacco User	Tobacco User
0-14	\$430.50	\$645.32	\$485.57	\$727.86
15	\$468.76	\$702.68	\$528.73	\$792.56
16	\$483.40	\$724.61	\$545.23	\$817.30
17	\$498.03	\$746.54	\$561.73	\$842.04
18	\$513.78	\$770.16	\$579.51	\$868.68
19	\$529.54	\$793.78	\$597.28	\$895.32
20	\$545.86	\$818.24	\$615.69	\$922.91
21-24	\$562.74	\$843.55	\$634.73	\$951.46
25	\$564.99	\$846.92	\$637.27	\$955.26
26	\$576.25	\$863.80	\$649.96	\$974.29
27	\$589.75	\$884.04	\$665.20	\$997.13
28	\$611.70	\$916.94	\$689.95	\$1,034.23
29	\$629.71	\$943.93	\$710.26	\$1,064.68
30	\$638.71	\$957.43	\$720.42	\$1,079.90
31	\$652.22	\$977.68	\$735.65	\$1,102.74
32	\$665.72	\$997.92	\$750.88	\$1,125.57
33	\$674.17	\$1,010.57	\$760.40	\$1,139.85
34	\$683.17	\$1,024.07	\$770.56	\$1,155.07
35	\$687.67	\$1,030.82	\$775.64	\$1,162.68
36	\$692.17	\$1,037.57	\$780.72	\$1,170.29
37	\$696.67	\$1,044.32	\$785.79	\$1,177.90
38	\$701.18	\$1,051.06	\$790.87	\$1,185.52
39	\$710.18	\$1,064.56	\$801.03	\$1,200.74
40	\$719.18	\$1,078.06	\$811.18	\$1,215.96
41	\$732.69	\$1,098.30	\$826.42	\$1,238.80
42	\$745.63	\$1,117.70	\$841.01	\$1,260.68
43	\$763.64	\$1,144.70	\$861.33	\$1,291.13
44	\$786.15	\$1,178.44	\$886.72	\$1,329.19
45	\$812.60	\$1,218.09	\$916.55	\$1,373.90
46	\$844.11	\$1,265.33	\$952.09	\$1,427.19
47	\$879.57	\$1,318.47	\$992.08	\$1,487.13
48	\$920.08	\$1,379.21	\$1,037.78	\$1,555.63
49	\$960.04	\$1,439.10	\$1,082.85	\$1,623.19
50	\$1,005.06	\$1,506.58	\$1,133.62	\$1,699.30
51	\$1,049.51	\$1,573.22	\$1,183.77	\$1,774.47
52	\$1,098.47	\$1,646.61	\$1,238.99	\$1,857.24
53	\$1,147.99	\$1,720.84	\$1,294.85	\$1,940.97
54	\$1,201.45	\$1,800.98	\$1,355.14	\$2,031.36
55	\$1,254.92	\$1,881.12	\$1,415.44	\$2,121.75
56	\$1,312.88	\$1,968.00	\$1,480.82	\$2,219.75
57	\$1,371.40	\$2,055.73	\$1,546.83	\$2,318.70
58	\$1,433.87	\$2,149.37	\$1,617.29	\$2,424.31
59	\$1,464.82	\$2,195.76	\$1,652.20	\$2,476.64
60	\$1,527.28	\$2,289.40	\$1,722.65	\$2,582.26
61	\$1,581.31	\$2,370.38	\$1,783.59	\$2,673.60
62	\$1,616.76	\$2,423.52	\$1,823.57	\$2,733.54
63	\$1,661.22	\$2,490.16	\$1,873.72	\$2,808.70
64+	\$1,688.21	\$2,530.63	\$1,904.18	\$2,854.37